

## Innovative Floor-supported Truss System

Continuing its tradition of innovation, Modernfold has engineered and developed the Modernfold Truss System—a floor-supported truss system designed specifically for the proper support of Modernfold Operable Partitions where overhead support is unavailable.

Ideal for both new and existing structures, the Modernfold Truss System completely eliminates the need for overhead support, allowing each room to be customizable immediately for efficient use of space. Reconfigure rooms repeatedly as needed in schools, meeting rooms, conference centers, and restaurants.

Whether your space calls for something as simple as a dry erase board or as upscale as a Joel Berman Glass Studios kiln-formed cast-glass piece of art, the Modernfold Truss System allows you to design operable partitions and sound separation for places where they were once thought to be impossible.



The Modernfold Truss System is available with the following Modernfold Operable Wall Systems:

- Acousti-Seal products utilizing #17 track system.
- Accordion utilizing #6 or #7 track system direct mounted to #17 removable bracket.
- GWS products utilizing #17G or G-330 track systems. The G-330 is direct mounted to a #17 removable bracket.

This specification along with product information and model details can be downloaded from [www.modernfold.com](http://www.modernfold.com)

### **SPECIFICATION – SECTION 10 22 26 OPERABLE PARTITIONS**

---

#### **Features**

- Easily assembled on site.
- Adjustable height and width.
- Supports up to 500 lb panels.
- No component weighing over 300 lbs.
- Fits within 24" plenum space.
- Ideal for new and existing structures.
- Unlimited design opportunities.
- Enables in line and side stacking.
- Meets ASCE 7-05 Seismic criteria.
- Maximum floor load of 575 psi.
- Optional floor load of 350 psi.
- Engineered specifically for Modernfold Operable Walls.
- Truss system may be ordered in advance.
- Truss and panel installation may occur simultaneously with one vendor.
- Entire truss and panel system may be moved to similar space to accommodate changing needs.

---

#### **A Job Done Right**

With its reliable, dependable products and the industry's strongest, most dependable distribution system, Modernfold provides confidence that the job is done right. Modernfold factory-certified installation and maintenance technicians are available throughout North America and in select international markets.

Contact your local Modernfold Distributor for product selection and layout consultation. To locate your Modernfold distributor or for additional information, visit [www.modernfold.com](http://www.modernfold.com) or call 800-869-9685.

## MODERNFOLD TRUSS SYSTEM TECHNICAL DATA

### PART 1 – GENERAL

#### 1.1 RELATED DOCUMENTS

- A. Drawings and general provisions of the Contract, including General and Supplementary Conditions and Division 01 Specification Sections, apply to this Section.

#### 1.2 SUMMARY

- A. This Section includes the following:
1. Manually operated, individual panel operable partitions.
  2. Manually operated, individual glass panel partitions.
- B. Related Sections include the following:
1. Division 03 Sections for concrete tolerances required.

#### 1.3 QUALITY ASSURANCE

- A. Installer Qualifications: An experienced installer who is certified in writing by the glass operable partition manufacturer, as qualified to install the manufacturer's partition systems for work similar in material, design, and extent to that indicated for this Project.
- B. The Modernfold Truss System shall be validated by calculations performed by a licensed Professional Engineer registered to practice in the state where the truss system will be installed. Written documentation and/or report must be provided specific to this Project.
- C. Preparation of the opening shall conform to the criteria set forth per ASTM E557 "Standard Practice for Architectural Application and Installation of Operable Partitions."

#### 1.4 SUBMITTALS

- A. Product Data: Material descriptions, construction details, and installation details for the truss system, components, and accessory specified.
- B. Shop Drawings: Show location and extent of truss system. Include plans, elevations, sections, and details. Indicate dimensions, weights, conditions at openings and at storage areas. Indicate location and installation requirements for hardware and track.

#### 1.5 DELIVERY, STORAGE, AND HANDLING

- A. Protect Modernfold Truss System during delivery, storage, and handling to comply with manufacturer's direction and as required to prevent damage.

#### 1.6 WARRANTY

- A. Provide written warranty by manufacturer of truss system agreeing to repair or replace any components with manufacturing defects.
- B. Warranty period: Two (2) years.

### PART 2 - PRODUCTS

#### 2.1 MANUFACTURERS, PRODUCTS, AND OPERATION

- A. Manufacturers: Subject to compliance with requirements, provide products by one of the following:
1. Modernfold, Inc.
- B. Products: Subject to compliance with the requirements, provide one of the following products:
1. Modernfold Truss System.

#### 2.2 MATERIALS

- A. Components
1. Truss components shall be factory fabricated of steel; aluminum components are not acceptable. Modernfold Truss System is attached to the building structure for lateral support only. The load of the truss and partition is supported by the column support tubes.
  2. Base End Tube and I-Beam Sections. Bolt together truss has steel

tube and steel I-beam sections with integral track attachments points. Aluminum truss, tube, and/or I-beam components are not acceptable.

3. Column Support Tubes. Column support tubes shall be 3" x 3" (76 mm x 76 mm) steel tubing; aluminum components are not acceptable. Column support tubes shall be attached to the truss with steel brackets and bolts. Column support tubes shall be anchored to the floor with concealed fasteners utilizing a base plate limits the direct load on the floor to 575 psi maximum.
  4. Truss bracing provides operational stability to the Modernfold Truss System and shall be set at each column support tube and centered in each I-beam section. Blocking for truss bracing to be provided by others in accordance with the plans.
- B. Modernfold Truss System as manufactured by Modernfold, Inc.
1. The truss is to be shipped in sections and assembled on site for custom assembly which meets site conditions. Maximum weight of any component should not exceed 300 pounds. Pre-assembled truss systems are not acceptable.
- C. Options and Accessories
1. Column Cover. Designed to cover Column Support Tube when not installed within finished wall. Column Covers are finished to match partition finish (select finish).
    - a. Vinyl covering. Color to be selected from Modernfold's standard offering.
    - b. Fabric covering. Color to be selected from Modernfold's standard offering.
    - c. Carpet covering. Color to be selected from Modernfold's standard offering.
    - d. Uncovered for field painting.
    - e. Cloth backed real wood veneer. Color to be selected from Modernfold's standard offering.
  2. Base plate. Optional Base Plate for each Column Support Tube limits the direct load on the floor to 350 psi maximum. (Standard plate limits the direct load on the floor to 575 psi maximum.)

### PART 3 EXECUTION

#### 3.1 INSTALLATION

- A. General: Comply with ASTM E557, operable partition manufacturer's written installation instructions and approved shop drawings.
- B. Assemble and install Modernfold Truss System on site for custom assembly which meets site conditions. Adjust Column Support Tubes and Base End Tube Assemblies to meet requirements specific to this project.
- C. The complete installation of the Modernfold Truss System shall be by a certified factory-trained installer in strict accordance with the approved shop drawings and manufacturer's standard printed specifications, instructions, and recommendations.

#### 3.2 CLEANING AND PROTECTION

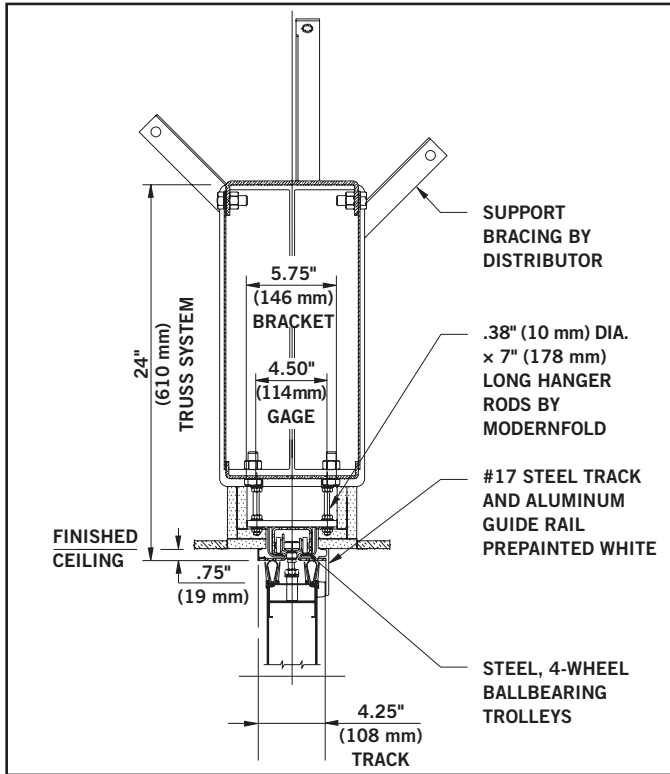
- A. Clean component surfaces upon completing installation of truss system to remove dust, dirt, and other foreign materials according to manufacturer's written instructions.

#### 3.3 EXAMINATION

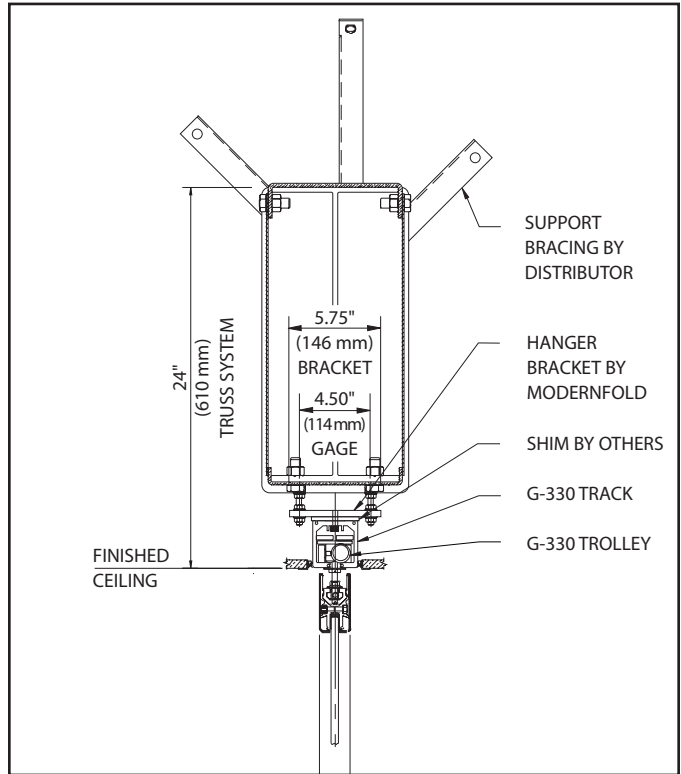
- A. Examine flooring, Modernfold Truss System, and opening, with Installer present, for compliance with requirements for installation tolerances and other conditions affecting performance of operable partitions. Proceed with installation of operable partitions only after unsatisfactory conditions have been corrected.

## MODERNFOLD TRUSS SYSTEM TECHNICAL DATA

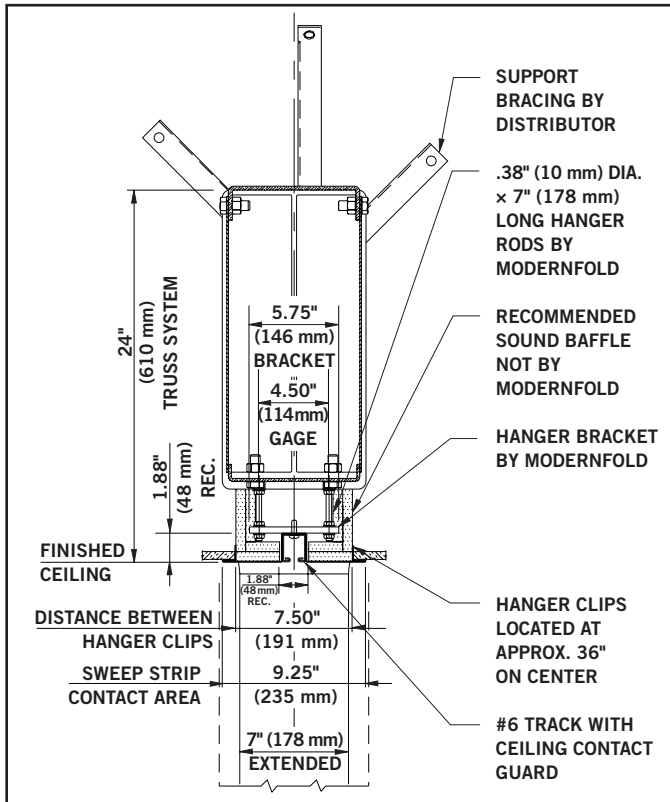
#17 TRACK SYSTEM BRACKET MOUNT



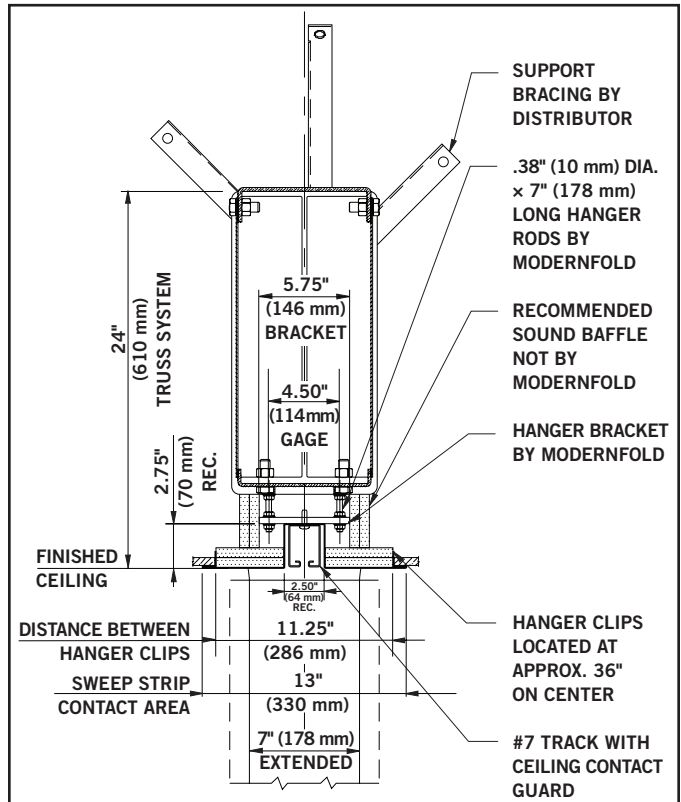
G-330 TRACK SYSTEM BRACKET MOUNT



#6 TRACK SYSTEM BRACKET MOUNT



#7 TRACK SYSTEM BRACKET MOUNT





**215 West New Road  
Greenfield, IN 46140**

**Tel: 800.869.9685**

**Email: [info@modernfold.com](mailto:info@modernfold.com)  
Website: [www.modernfold.com](http://www.modernfold.com)**